

HOW?

Your Guide to Flying Insect Management



Tips for flying insect management

- Identify the species.
- Remove the source of fly activity/reproductive material.
- Keep flies out through fly-proofing.
- Install numerous insect light trap systems.
- Use all insecticides per the product label.



Environment:

The best systems for all environments.


Back of House

Efficient and reliable systems, designed for kitchen, storage, receiving area, warehouse, and other environments.



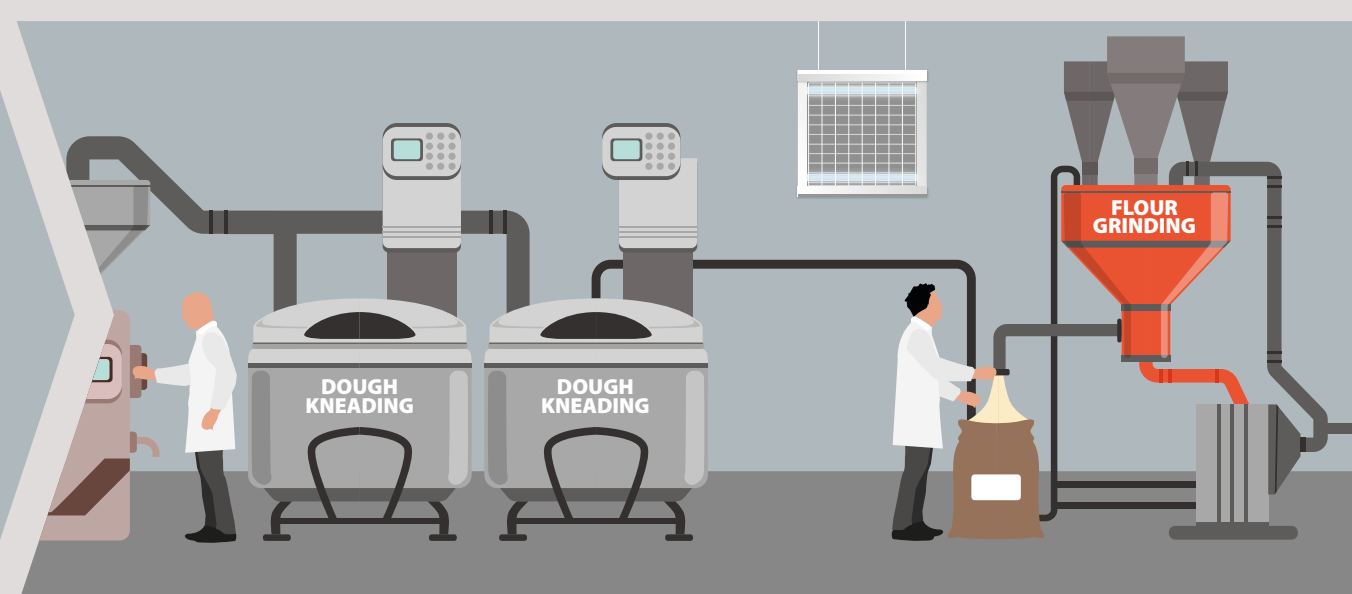

Front of House

Optimum wall, ceiling mounted, or stand alone systems for any front of house lobby, bar, and restaurant and other environments.



Potentially Explosive Environments

For potentially explosive environments, such as flour mills, pharmaceutical plants, etc.



HOW?

Your Guide to Flying Insect Management

Lamps & Glue Boards

- To maintain optimum effectiveness, lamps should be changed at least every 12 months, preferably at the onset of warmer weather.
- Quantum® lamps are required. Lamp lifespan is longer than most other lamps, which improves fly control and reduces the amount maintenance time.
- If the system requires starters, replace with the lamp changes.
- Use Reflectobakt® sleeves to maintain optimum flying insect control, especially when the glue board is in close proximity to lamps.
- Replace glue boards every 6 - 8 weeks to ensure maximum captures and proper insect identification




System Maintenance

- Use the exclusive PestWest UV-A METER to assure optimum UVA lamp emission from any insect light trap.
- The PestWest UV-AMETER provides instant indication of both lamp effectiveness and remaining life.
- Brush down the EFK electrocution grid to remove insect fragments. BE SURE THE SYSTEM IS TURNED OFF!
- Empty the system catch tray frequently.



Fly identification




Lesser House Fly
Fannia canicularis

Description:
Grey thorax with three indistinct longitudinal stripes. Abdomen possesses area of yellow at base.

Control:
PestWest glue boards and UVA systems provide effective control of these invasive flies.

5-6 mm




Mosquitoes
Culex spp.

Description:
Slender, long-legged with forward-pointing, piercing-sucking mouthparts Wingspan 7-15 mm.

Control:
PestWest UVA systems can be an effective addition to localized mosquito control. Personal repellents should be used.

7-15mm




Blow Fly
Calliphora spp.

Description:
Thorax and abdomen black/blue in color, and often with a metallic appearance. Wingspan 18-20 mm.

Control:
PestWest UVA systems are especially effective in controlling this aesthetically offensive fly species.

9-13mm




Wasp
Vespula spp.

Description:
Blackish head, thorax, and abdomen with yellow patterning over all.

Control:
PestWest glue boards and electronic fly killers (EFKs) are quite effective at both attracting and controlling dangerous wasps.

15-20mm




Cluster Fly
Pollenia rudis

Description:
Robust flies, wingspan up to 20 mm. Thorax distinct dark grey, olive color and covered in golden hairs.

Control:
In areas where flies aggregate, place PestWest UVA systems to intercept and capture. Observe all electrical/fire codes. step in controlling cluster flies.

10mm




Phorid Fly
Megaselia spp.

Description:
Thorax dark brown, tan with distinctive humped appearance. Pronounced legs.

Control:
Mantis glue boards and UVA systems attract and mass capture this disease-spreading and food contaminating fly species. Inspect for sewage system failures.

3-4mm




Fungus Fly
Sciara thomae

Description:
Small fly, wingspan 14-15 mm. Black head, thorax, and abdomen. Thorax has humped appearance.

Control:
Mantis glue boards and UVA systems provide effective control of these mostly indoor, annoying flies.

5-6mm




Midge
Culicoides spp.

Description:
Dark brown/black in color. Wingspan 3-4 mm. Swarm in large numbers and can bite.

Control:
Mantis glue boards and UVA systems will cull biting midges. Personal repellents should be used.

1.2-1.5mm




Fruit Fly
Drosophila spp.

Description:
Small yellowish-brown with dark-striped abdomen. Prominent red or dark eyes.

Control:
Mantis glue boards and UVA systems are effective control along with proper hygiene. Inspect for fermentation sites and sewage system failures.

3mm



Common House Fly
Musca domestica

Description:
Thorax grey with four longitudinal dark stripes. Sides of abdomen are yellowish and may be transparent. A dark band covers the final abdomen segments.

Control:
PestWest UVA systems provide optimum control of this most pestiferous fly species.

6-8mm

How to choose the correct system?

Front of House

Front of house deployments are typically within restaurants, bars, cafés, and hotel lobbies. For front of house areas, the preference is aesthetically pleasing designs that blend into décor with silent operation. For these placements, glue board trap systems designed as wall sconces are an ideal choice.

Commercial

Commercial deployments are typically within small, medium, and large retailers and kitchens. These are places where food is prepared or where open food is displayed. For hygienic and aesthetic reasons, stainless steel construction is often specified. Such demanding areas require large and powerful flying insect management systems. Many placements are in public view, therefore the design may require aesthetically pleasing systems. Often a blend of systems that appear to be commercial equipment and systems with discretion covers are employed.

Industrial

Industrial deployments are typically factories and warehouses with large areas to be protected. Industrial flying insect management systems are larger and more powerful. Such systems can protect areas up to 2500 ft² per placement.

For solutions to all your flying insect management needs, refer to the system selection guide (right).

	ELECTRONIC FLY KILLERS				GLUE BOARD TRAPS											
	Titan Alpha	Titan 300	Nemesis Quattro	Titan 200 IP	Mantis Uplight	Sunburst / Naturelle	Mantis Sirius	ON TOP PRO ES	Mantis 1x2	Mantis 1x2 Discretion	Mantis 1x2 IP	Mantis 2x2	Mantis Vega	Mantis 4x4	Mantis 4x4 EX	Chameleon EXG
Front of House					✓	✓	✓	✓		✓			✓			
Commercial	✓	✓	✓	✓		✓		✓	✓	✓	✓	✓	✓	✓	✓	
Industrial			✓	✓					✓		✓	✓	✓	✓	✓	✓
Dry and Clean	✓	✓	✓		✓	✓	✓	✓	✓			✓	✓	✓		
Damp, steam-clean, hose				✓							✓				✓	✓
Risk of explosion (ATEX)															✓	✓
Shatter-resistant lamps	✓	✓	✓	✓	✓		✓	✓	✓	✓	✓	✓	✓	✓	✓	✓
Wall Mounting	✓	✓	✓		✓	✓	✓		✓	✓	✓	✓	✓	✓	✓	✓
Ceiling Suspension	✓	✓	✓	✓				✓				✓		✓	✓	
Free Standing	✓	✓	✓	✓		✓										
Area of Coverage ft ²	380	380	1385	160	48	77	315	315	190	190	190	380	508	2460	2460	308
Electronic Ballast			✓	✓		✓	✓	✓					✓	✓	✓	✓

Note: stainless steel versions of the Titan 300, Mantis 1x2, 2x2 & Vega are acceptable for areas with moderate levels of humidity and corrosive substances.

Window Wonder



(Shown upright)

AF Demi Diamond® & Pheromone

Cost effective walk-by monitoring systems for Fruit fly, Webbing Clothes Moth or Indian Meal Moth.

- Cost effective: reusable station, no electricity required.
- Inspection at a glance: placed on wall mounted surface or underneath counters and bar tops.
- *Esphestia (WCM)* and *Plodia (IMM)* and pheromone glue boards with slow release technology (lasts between service intervals).
- 30 ml bait lure reservoir: at the bottom of station to add target pest lure(s).
- Ideal for food processing plants, warehouses, hospitals, clinics, supermarkets, pet stores, restaurants, delis, convenience stores, and schools, residential homes, and many more.



Fruit Fly



Webbing Clothes Moth



Indian meal Moth

Flying insects Carry Disease

- Mosquito-borne diseases: Chikungunya, Dengue, West Nile Virus, Yellow Fever Virus
- House fly-borne diseases: Food poisoning organisms (*E. coli* and Salmonella)
- Methicillin-resistant *Staphylococcus aureus* (MRSA)
- *Clostridium difficile*
- Hospital Associated Pathogen Infections

Effectively and discreetly trap both flying and crawling insects, the Window Wonder is ready to use (RTU).

Deploy Window Wonder traps to support integrated pest management (IPM) programs. Place upright for flies, horizontally for monitoring crawling insects.


For use in and around restaurants, homes, and other environments, the Window Wonder serves as an exceptional monitoring device. Persistently monitor for pestiferous flies, moths, wasps, ants, cockroaches, beetles, weevils, firebrats, sliverfish, spiders, centipedes, millipedes, pillbugs, sowbugs, booklice, earwigs, crickets, springtails, stink bugs, and many others!



(Shown horizontal)

Cluster Fly Lure

A pure synomone attractant absorbed on a paper coaster sealed within a peel-able pouch provides easy placement within most passive or pitfall monitoring traps. With Cluster Fly Lure convert a passive trap to a very active Window Wonder trap!



Cluster Fly

Kit Contains 10 sealed Cluster Fly Lure discs.

Asian Lady Bug Lure

A powerful calling-behavior pheromone attractant absorbed on a paper coaster sealed within a peel-able pouch provides easy placement within most passive or pitfall monitoring traps. With Asian Lady Beetle Lure convert a passive trap to a very active Window Wonder trap!

